

Rules and Discipline



Each year, the class talks about the school/class rules and what each rule means, how that behavior looks, and what the consequences will be.

Below are the rules for this year. All the ideas listed in the do's and don'ts columns came entirely from the students. They did a great job of thinking through and discussing each rule. Please review them with your child so we can all have a successful year. We will also look at behaviors for the bus, hall, playground, and cafeteria.



Also, my classroom discipline/reward plan is included on the back for you and your child to learn and discuss.

Thank you,
Ms. Bell



1. Be Kind.

Do's 	Don'ts 
Share (but not food)	Pushing, hitting, kicking, biting, pinching, pulling, grabbing, fighting, spitting, or pulling hair, hurting others
Play with others	Calling people mean names
Keep body to self	Screaming
Letting others go first	Always trying to be first
Help others	
Make our words nice	
Use manners (please, thank you, excuse me, I'm sorry)	



2. Show Respect.

Do's 	Don'ts 
Clean up messes	Saying "no" to teachers
Listen to grown-ups	Interrupting
Look at the person talking	Ignoring someone
Telling the truth	Lying
Ask first	Whining
Be patient	
Use manners	

3. Be Safe.

Do's 	Don'ts 
Be Kind	Climbing up slide
Listen to adults	Running inside
Follow playground rules	Playing in the bathroom
Walk inside	Standing on desks or chairs
Follow bathroom rules	Hitting, kicking, or hurting others
Use furniture correctly	Running away
Scissors cut paper only	Talking to strangers
Hold and carry the scissors the right way	Tipping chair back
Follow fire drill rules	
Stay inside playground fence	

4. Do Your Best.

Do's 	Don'ts 
Take your time	Being messy
Be kind	Scribbling
Make good choices	Noisy
Work neatly	Sloppy work
Work quietly	Whining
Work hard	Throwing a fit
Finish your work	Being silly with your work
Listen	Cry, cry, cry (goes with trying and not giving up!)
Try, try, try	

Discipline Board

Your child's name will be on a clothespin that will be placed on a multi-colored strip of cardboard. Your child's pin will start on **green**. When an inappropriate behavior occurs, they will receive a verbal warning. If inappropriate behavior persists, your child's pin will progress across the various colors of the board. See below for the colors and the corresponding consequences.

Yellow – Lose 5 minutes of recess or centers

Red – Lose 10 minutes of recess or centers

Black – Lose whole recess or center time. A note will be sent home (or phone call made) with a summary of behaviors and consequences. You will need to sign the note and return it to school the next day.

Severe Clause

If your child's behavior is severe (such as seriously injuring another, damaging school property, or any other serious behavior), the discipline board will be by-passed, they will be sent to the principal, and you will receive a phone call or note.

Beat the Teacher

Students decide as a group what reward they want to work for (extra recess, "movie", treat, special art time, etc.).

If the students are doing the right thing, working quietly, do things the first time told, or a teacher compliments the class – The class receives a point on the ten-frame on the board. If not behaving, being loud, have to be told things many times, or a teacher says they were not good with them – I get the point. If the class wins, I will provide the agreed-upon treat or reward. If I win, the class owes me recess time.

Reward Cards

Your child has a punch card. When they are caught being good or making good choices, they earn a punch on their card. Below are the levels and rewards. Please encourage your child to make good choices.

5 punches = Popcorn ticket (drawing at end of week)

10 punches = Line Leader for a day or 10 minutes with a sensory item

15 punches = Prize Box or 10 minutes with a sensory item

20 punches = 10 minutes on Teacher iPad or Special Reward Coupon

Fun Friday/Fix-it Friday

Every Friday, we will have a special activity tied to our letter of the week for students to earn as a reward for good behavior. If they have trouble throughout the week and don't have positive behavior or improvement, they may lose the reward and attend a social skills lesson. The reward time is called "Fun Friday" and the social skills lesson time is called "Fix It Friday." Encourage your child to work for the reward!

***ALICE** – These are the drills we practice if there is an unsafe person in the building.

Depending on the situation, teachers will instruct students to either run out of the building, hide in the room, or create a distraction by throwing things. This is why it is important that students know how to listen and follow directions without arguments. We will briefly discuss this soon. There will be more discussions and drills as the year goes on. Please let me know if you have any questions.